

Abaco delle misure



Finestre per tetti a falda

Dimensioni esterne del telaio in cm

	47	55	66	78	94	114	134
55					PK25 GGL 425 P25		
70						SK01 GBL 601 GGL S01	
78		CK02 GGL 102 GGU C02					
98	BK04 GGL 064 GGL B04	CK04 GBL 6 GGL 104 GPU C04		MK04 GBL 1 GGL 304 GPU M04	PK04 GBL 31 GGL 404 GPU P04		UK04 GGL 7 GPL 804 GPU U04
118		CK06 GGL 206 GGU F06	FK06 GGL 206 GGU F06	MK06 GBL M06	PK06 GGL P06	SK06 GBL 4 GGL 606 GPU S06	
140			FK08 GGL 2 GPL 308 GGU M08	MK08 GBL 2 GGL 308 GPU M08		SK08 GGL 10 GPL 608 GPU S08	UK08 GGL 8 GPL 808 GPU U08
160					PK10 GGL 3 GPL 410 GPU P10		UK10 GGL
180				MK12 GGL			
92			FK34 GIU	MK34 GIL 334 GIU M34	PK34 GIL 434 GIU P34	SK34 GIL 634 GIU S34	UK34 GIL 834 GIU U34
60				MK31 VFE M31	PK31 VFE P31	SK31 VFE S31	UK31 VFE U31
95				MK35 VFE M34	PK35 VFE P34	SK35 VFE S34	UK35 VFE U34

Finestr balcone

Dimensioni esterne del telaio in cm

	94	114
252	PK19 GDL (PK10) (PK34)	SK19 GDL (SK10) (SK34)

Finestre per tetti a falda

Elementi fissi

Elementi verticali

Legenda

Larghezza in cm

Altezza in cm

Codice misura

Modello Generazioni precedenti



Abaco delle misure



Soluzione VELUX 2in1 & 3in1

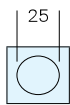
Dimensioni esterne del telaio in cm

	127	139	151	155	188
118	FFK06 GGLS GPLS	FMK06 GGLS GPLS	MMK06 GGLS GPLS	FPK06 GGLS GPLS	FFKF06 GGLS GPLS
140	FFK08 GGLS GPLS	FMK08 GGLS GPLS	MMK08 GGLS GPLS	FPK08 GGLS GPLS	FFKF08 GGLS GPLS

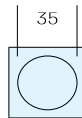
Tunnel solare per tetti
a falda 10" - 25 cm

Tunnel solare per tetti
a falda 14" - 35 cm

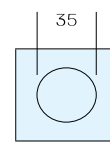
Tunnel solare per tetti
piani 14" - 35 cm



OK10
TWR
TLR



OK14
TWR
TLR



OK14
TCR

